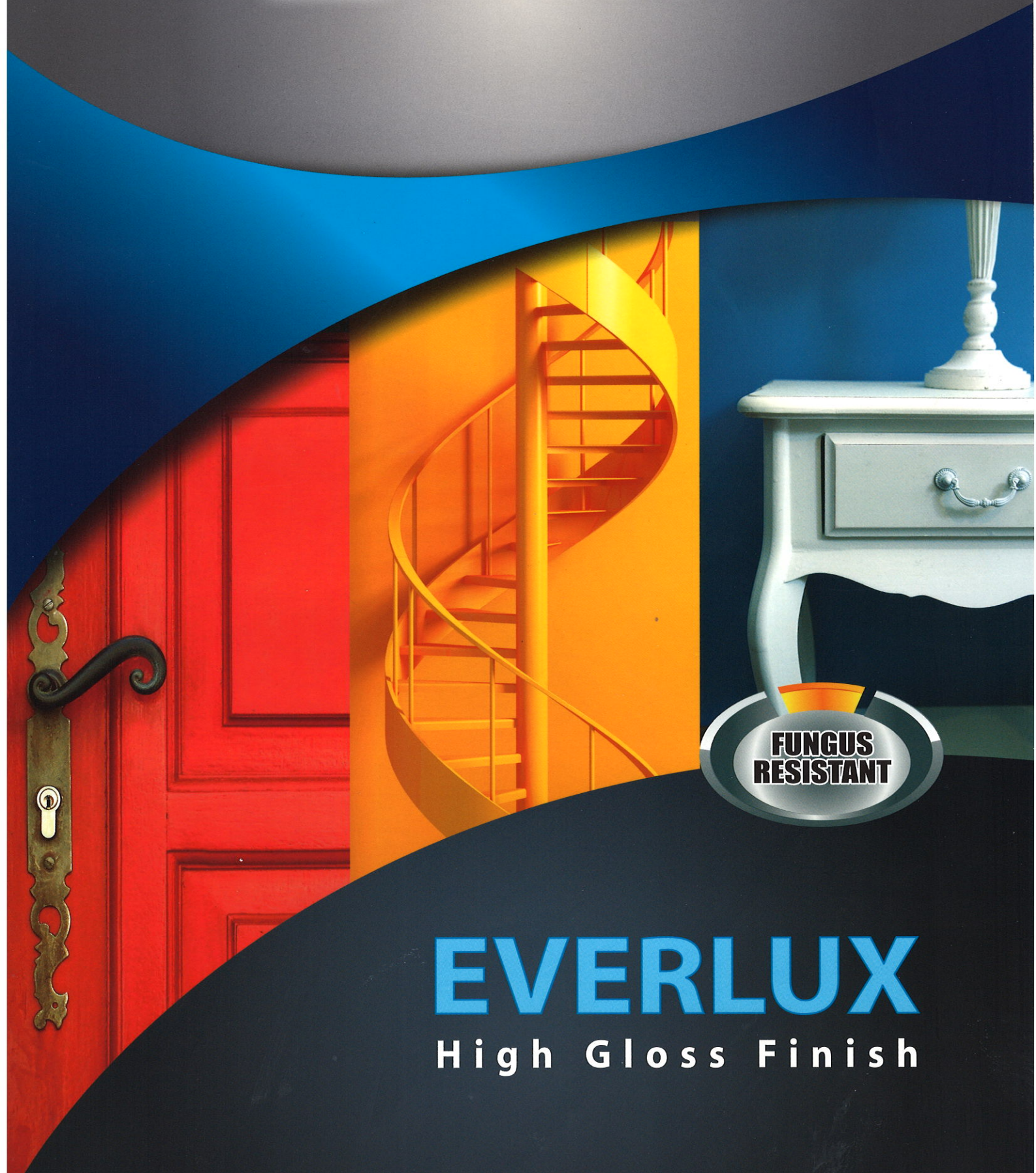




Betex




**FUNGUS
RESISTANT**

EVERLUX

High Gloss Finish

EVERLUX

High Gloss Finish



9754

Apple White

9809

Snow White
BS 10B15

9707


Lily White

9822

Lily
BS 08C31



9801 Blue Heaven



★ 9861 Celebration




★ 9853 Carrot




★ 9863 Sunrise Yellow



9830 Off White



9850 Secret Cove



9858 Marina



★ 9804 Signal Red



★ 9802 Canary
BS 08E51



★ 9727 Honey



★ 9848 Emerald



★ 9808 Sapphire Blue



9781 Toffee
BS 06C39



9854 Bright Brown



9783 Copper Teak



★ 9841 Grass Green



★ 9862 Prelude Blue



9842 Suede



9828 Evergreen
BS 14C39




★ 9829 Persian Blue
BS 20D45




9844 Dark Choc

Also available in 9851 Black (BS 00E53), 9852 White (BS 00E55), 9845 Matt Black, 9867 Matt White and 9849 Rosy Pink.
All colours shown are as close to the actual Everlux Paint Colours as modern printing techniques permit

- ◆ Durable
- ◆ Anti-fungus
- ◆ Easy To Apply
- ◆ Good Hiding Power
- ◆ Excellent Gloss & Colour Retention
- ◆ High Coverage Capacity



9816 Misty Grey
BS 00A01



9823 Shadow



9805 Mercury
BS 00A05



9806 Pearl Grey





9825 Deep Grey



PATINA FINISH


Patina Finish is a solvent-based paint specially formulated as a topcoat for the creation of patina effects like antique appearance, golden linings and silvery linings on wrought iron, steel and various metallic surfaces.



2 Turquoise Green



3 Cedric Silver



4 Evergreen



5 Shine Gold



6 Caspian Blue




7 Gothic Copper



ETCHING PRIMER

Etching Primer is a long exposure type "wash primer" based on Vinyl Butyral Resin providing the necessary etching to enhance adhesion for subsequent coatings suitable for aluminium, iron, steel and various metallic/ galvanised surfaces.



A-26 Gentle Yellow



A-20 Dark Green



A-22 White



A-29 Black



A-23 Silver Tinsel



Gold Paint 58

Metex Gold Paint 58 is a high quality acrylic gold paint which gives a rich gold finish when used as a decorative coating. It is highly durable with good hiding power and can be used on most surfaces.

Packing : 125ml, 250ml and 750ml



Cold Galvanize Compound 908

Cold Galvanize Compound 908 is a high solids zinc-rich protective coating equivalent to hot dip galvanising. It is easy to apply, fast drying and has superior corrosion resistance. Most suitable for applications in welded joints, metal fences, pipes, road equipments etc.

Packing : 1 litre and 5 litres



Polyurethane No. 60

Polyurethane No. 60 is a single packed transparent varnish formulated to provide a durable finish on all types of new or previously painted interior wood, concrete and stone surfaces. Available in Gloss and Matt Finishes.

Packing : 1 litre and 5 litres



Nitrocellulose (NC) Acid Catalyzed (AC) Polyurethane (PU) Sealer & Lacquer

A wide variety of wood coatings ranging from nitrocellulose, acid catalyzed to polyurethane based sealer and lacquer topcoats. Suitable for all interior & sheltered exterior wood furnitures, fences, doors etc. Available in Gloss, Satin and Matt Finishes.

Packing : 1 litre, 5 litres and 20 litres



Nitrocellulose Putty Grey 22

Nitrocellulose Putty Grey 22 is a ready mixed hard putty designed to fill shallow indentations for all new and finishing paint systems. It is quick drying, possesses good sanding properties and has minimum shrinkage. Widely used in all wood work, metal work and automotive industries.

Packing : ½ kg and 3 kg



INTERIOR



EXTERIOR



BRUSH ON



METAL & WOOD



ROLL ON



RECOAT / 6 HOURS



SPRAY ON



COLOUR MATCHING

Everlux is a superior quality high gloss finish designed for suitably primed wood, metal and masonry surfaces. It possesses good hiding power, is easy to apply and has anti-fungus properties.

Everlux has excellent gloss and colour retention as well as high coverage capacity. Formulated specially to provide outstanding durability which is highly suitable for interior and exterior use.

Technical Specifications

Colour	: As per Colour card. Special colours available on request.
Thinning Ratio	: 5 - 10% of Brightex Thinner
No. of Coats	: 2 (Recommended)
Drying Time	: Touch Dry Approximately 2 hours Hard Dry Approximately 8 hours
Coverage	: 12-14 metre square per litre (Theoretical)
Packing	: 1 litre and 5 litres

Direction For Use

- Ensure surface to be painted must be clean, dry, free from grease, oil, rust and foreign matters.
- Supplied is ready for use. When necessary, dilute with 5 - 10% of Brightex Thinner for good brushability.
- Apply with brush, roller or air spray.

*Always stir thoroughly before commencement of painting.

BRIGHTEX PAINTS (SINGAPORE) PTE LTD

<http://www.brightexpaints.com>

